







**Saturday November 8, 2025**  
8:30 a.m. – 4:00 p.m.

-  Over **40** sessions to choose from!
-  Open to all adults and Rangers.
-  Something for everyone!
-  Child care for kids aged 5-10 years.

Girl  Guides

## REGISTRATION DETAILS

**REGISTRATION:** Registration must be completed online at [LINK](#). Early-bird pricing is in effect until Thursday, October 9, 2025. Register early for best availability of sessions. Beginning October 10, 2025 sessions offered will be adjusted based on registrations received and availability will be limited. **Register now to avoid disappointment!**

**COST:** includes a light lunch, beverages and handouts  
**\$30 (HST incl.)** – if paid by October 9, 2025  
**\$35 (HST incl.)** – for registration **after** October 10, 2025.  
**\$20 (HST incl.)** – Rangers are welcome to join us!

**DRESS:** Casual uniform  
**Please bring your nametag** (*none will be provided*)  
Non-marking rubber soled shoes for gym activities

**PLEASE BRING:** **LUG-A-MUG and a refillable water bottle** (*only coffee, tea, and water will be provided*)  
Pen, pencil, and paper. Recorder device for music sessions (*optional*)  
Please bring a completed H.2 form with you on the day of the event.

**CHILD CARE:** No charge. For kids aged 5 to 10 years old. Limited spaces available.  
**PRE-REGISTRATION REQUIRED** and additional information available by contacting  
[guiderenrichmentday@gmail.com](mailto:guiderenrichmentday@gmail.com)

**ON-SITE CHECK-IN:** Registration begins at 8:30 a.m.  
Activities begin promptly at 9:00 a.m.

**LUNCH:** Please note: We will only be catering to gluten-free and peanut sensitive allergies as well as vegetarian food choices. We cannot cater to other cross contamination or airborne allergens.  
You are most welcome to contact us at [guiderenrichmentday@gmail.com](mailto:guiderenrichmentday@gmail.com) two weeks before the event and we will provide you with our menu. If our menu does not meet your dietary needs, please bring your own bagged lunch or ask us about local food establishments to buy one.

**QUESTIONS?** Please contact Heather Walker by sending an e-mail to: [guiderenrichmentday@gmail.com](mailto:guiderenrichmentday@gmail.com)

**EVENT LOCATION:** **Sir William Mulock Secondary School**, 705 Columbus Way, Newmarket.

### DIRECTIONS:

#### From the south-east GTA:

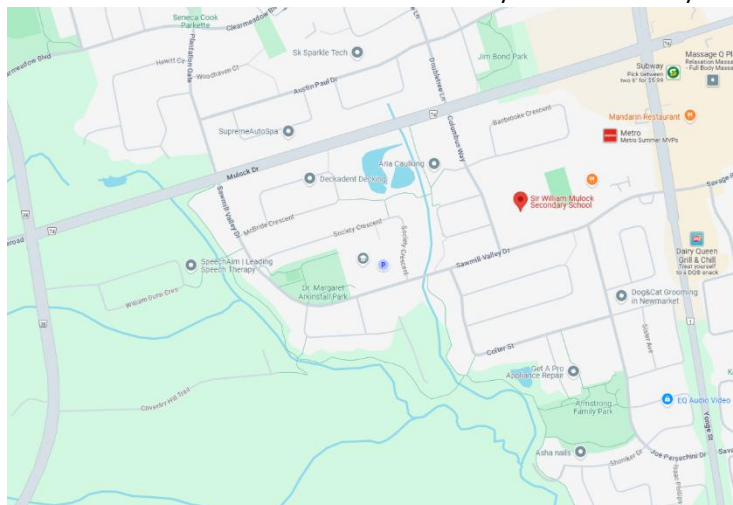
- Take HWY #404 north to Vivian Road/Mulock Drive. **EXIT 49**.
- Turn left (west) on Mulock Dr. and go approx. 5.0 km to Columbus Way (1<sup>st</sup> intersection west of Yonge Street).
- Turn left (south) on Columbus Way. School will appear on your left on the north-east corner of Columbus Way & Sawmill Valley Drive.

#### From the south-west GTA:

- Take HWY #400 north to HWY #9. **EXIT 55**.
- Travel east on HWY #9 to Bathurst Street.
- Turn right (south) on Bathurst Street and go approx. 2.1 km to Mulock Drive.
- Turn left (east) on Mulock Drive to Columbus Way (2<sup>nd</sup> intersection).
- Turn right (south) on Columbus Way. School will appear on your left on the north-east corner of Columbus Way & Sawmill Valley Drive.

#### From north of Newmarket:

- Take HWY #400 south to HWY #9. **EXIT 55**.
- Follow the directions included above for “from the south-west GTA”.



## FUNDRAISING

Units that are planning independent trips will have tables set-up with unique merchandise that they are selling to raise funds. Bring some cash. Be sure to drop by and support their endeavours!



## 'TIT FOR TAT'

Do you have extra badges or camp hat swaps to trade?

If yes, then you need to check our 'Tit for Tat: Badge/Camp Hat Swap' station during lunch time.

## BRANCH IDEA SHARING

Step right up and join other Guiders from your branch of Guiding. Voice your ideas and concerns. Ask those questions you always wanted to ask. Our best resource is each other, so take a few moments to share with fellow Guiders throughout the day!



## RESOURCE RESCUE RE-STORE

*Do you have Guiding resources  
that you no longer need?*

*Are you a Guider in a new Unit or Branch looking to  
pick up some great used Guiding resources?*

If you answered **YES** – then our RE-STORE is for you!

- ✓ Each participant may bring in resource publications they no longer require. Publications can include program books, music books, instant meetings, craft books, camping books, activity books and magazines related to Guiding. We also welcome ceremonial items i.e. Toadstools, Flags, Flag stands. PLEASE NO PAPER COPIES!
- ✓ All donations are to be dropped off at the Resource Rescue Re-Store by 8:45 a.m. Ask for directions when you check-in at registration.
- ✓ The Re-Store will be open for your browsing and shopping pleasure during the breaks or while supplies last.
- ✓ Bring your own reusable bag to fill up. Each bag is \$5. Individual items will be \$1 each.
- ✓ All proceeds from Re-Store sales will go to CWFF. Thanks in advance for your participation!!

## MORNING DOUBLE SESSION ~ 9:30 a.m. – 12:15 p.m.

<b>AB01</b>	<b>DIVE INTO THE PROGRAM PLATFORM</b> <span style="float: right;"><i>Janice Monahan</i></span> <b>Branch:</b> All <span style="float: right;"><b>Level:</b> Beginner / Intermediate</span> <p>Bring your devices and dive into the online platform. After a brief overview of the Girls First program, we'll help YOU explore the platform, find Guider resources, search for activities, plan YOUR meetings, and track YOUR badges. Come prepared with your notes and questions! Wifi is not guaranteed at the school, so you may need to use your phone's hotspot.</p>
<b>AB02</b>	<b>TEAM LEADERSHIP: BUILDING TEAMS</b> <span style="float: right;"><i>Suzanne Brownbill</i></span> <b>Branch:</b> All <span style="float: right;"><b>Level:</b> All</span> <p>Participants will explore different leadership models and key components to building a strong team. They will also cover the importance of building trust, safe spaces, and shared purposes, principles and practices. This course will use the WAGGGS leadership model to develop a view of leadership as something everyone can undertake, rather than simply something for those at the front of the room or the head of a team.</p>

## MID DOUBLE SESSION ~ 11:00 a.m. – 12:15 p.m. & 1:15 p.m. – 2:30 p.m.

<b>BC01</b>	<b>BATIK FABRIC CREATIONS</b> <span style="float: right;"><i>Elisha Hardwick</i></span> <b>Branch:</b> All <span style="float: right;"><b>Level:</b> All</span> <p>Come join us for a fun session of creating your own designs on fabric. Using various batik style techniques we will create fabric panels or bandanas. I will teach you not only traditional wax resist dyeing but also other techniques using washable glue, and pastel dye sticks, which can be used with younger ages.</p> <p><i>Additional fee payable to presenter for this session is \$10.00.</i></p>
-------------	--

## AFTERNOON DOUBLE SESSION ~ 1:15 p.m. – 4:00 p.m.

<b>CD01</b>	<b>TEAM LEADERSHIP: NAVIGATING TEAMS</b> <span style="float: right;"><i>Suzanne Brownbill</i></span> <b>Branch:</b> All <span style="float: right;"><b>Level:</b> All</span> <p>Participants will explore what to do when things go wrong and teamwork gets a little bit stormy. Activities will be centered around conflict resolution and problem solving, two sides of a same coin, as well as performance management through the lenses of feedback and coaching. Taking steps to ensure your team meets its ultimate goal - success. Tips on managing challenges and developing membership trust.</p>
-------------	--

## EARLY MORNING SINGLE SESSION ~ 9:30 a.m. – 10:45 a.m.

<b>A01</b>	<b>1ST TIME CAMPERS</b> <span style="float: right;"><i>Candis Ellis</i></span> <b>Branch:</b> All <span style="float: right;"><b>Level:</b> Beginner</span> <p>What are the basics of planning an overnight experience? No matter if its tents, a community centre, etc. What questions to ask. How to get kids and families ready. What to do, what to bring, and what is a kit list? Come with your questions! One step at a time. Let's learn about the basics of camping together!</p>
------------	--

## EARLY MORNING SINGLE SESSION ~ 9:30 a.m. – 10:45 a.m.

<b>A02</b>	<b>INTRODUCTION TO CARD MAKING</b> <span style="float: right;"><i>Connie Douglas</i></span> <b>Branch:</b> All <span style="float: right;"><b>Level:</b> Beginner</span> <p>Would you like to make hand made greeting cards to share with friends and family? This easy-to-follow session will introduce you to card making basics and show you how fun and easy it is to create pretty cards.</p>
<b>A03</b>	<b>CRAFT TOGETHER</b> <span style="float: right;"><i>Elisha Hardwick</i></span> <b>Branch:</b> Embers / Guides / Pathfinders / Rangers <span style="float: right;"><b>Level:</b> All</span> <p>Come let's gather together and craft. Choose one of 4 crafts options per session. Each craft will come with the instructions to complete with minimal instruction, allowing for each participant to complete the craft of their choice. Note: You can only choose one craft/session. Options for crafts:</p> <ol style="list-style-type: none"> <li>1. Iris folding with wood and ribbon</li> <li>2. Wooden Gumball Machines</li> <li>3. Leather Crafts (Various Options including bracelets, wallet, purse, etc.)</li> <li>4. Glass Mosaic Coasters</li> </ol> <p><i>Additional fee payable to presenter for this session is \$10.00.</i></p>
<b>A04</b>	<b>STEPPING IN TIME WITH MUSICAL FUN</b> <span style="float: right;"><i>Grace Ferguson</i></span> <b>Branch:</b> All <span style="float: right;"><b>Level:</b> All</span> <p>This session is for those who are interested in how to step up their unit meetings and special events by adding in singing fun. Whether you are a new Guider looking for help with openings, closings and 'tried and true' songs that your youth will enjoy, or a seasoned Guider looking for some fresh songs to step up your repertoire, you are welcome to join us for some singing fun! No experience necessary, all singing abilities welcome.</p>
<b>A05</b>	<b>OAL INDOOR – LEADING</b> <span style="float: right;"><i>Heather Perigoe</i></span> <b>Branch:</b> Sparks / Embers <span style="float: right;"><b>Level:</b> Beginner</span> <p>After completing this module, participants will feel confident at:</p> <ul style="list-style-type: none"> <li>- Understanding how implementing different leadership styles can help camp run smoothly.</li> <li>- Identifying key areas in Safe Guide that relate to planning and running camp.</li> <li>- Supporting girls to challenge themselves.</li> </ul> <p>The full TEAM OAL Training consists of the five sessions titled “OAL Indoor – Leading”, “OAL Indoor – Planning”, “OAL Indoor – Food &amp; Nutrition”, and “OAL Indoor – Camp Life” and the Getting Outdoors Team Module will be discussed each season progressively meaning only those completing all 4 modules will earn the Getting Outdoors module.</p>
<b>A06</b>	<b>INTRODUCTION TO SCRAPBOOKING</b> <span style="float: right;"><i>Julie Horne</i></span> <b>Branch:</b> Guides / Pathfinders / Rangers <span style="float: right;"><b>Level:</b> Beginner</span> <p>Don't let your loved ones grow up to be *jpegs. Your photos and memories are precious - put them on paper! Participants will learn the basics of scrapbooking, including how to preserve memories creatively using photos, paper, embellishments, and journaling. Learn about essential tools and materials, simple layout ideas, and techniques for organizing and decorating pages. This session is perfect for anyone looking to start a fun and personal hobby that celebrates special moments and tells their unique story. No prior experience needed—just bring your creativity and a few favorite photos! This session provides the basics and could be adapted by Guiders for their Guides, Pathfinders or Rangers.</p> <p><i>Additional fee payable to presenter for this session is \$10.00.</i></p>

## EARLY MORNING SINGLE SESSION ~ 9:30 a.m. – 10:45 a.m.

<b>A07</b>	<b>GREEN CRAFTING 101: MAKE &amp; TAKE</b> <span style="float: right;"><i>Kate Leuschen</i></span> <b>Branch:</b> All <span style="float: right;"><b>Level:</b> All</span> <p>Interested in lowering the environmental impact of craft making in Guiding? Whether beginning this journey or well on your way, join us for a hands-on workshop where we make a craft and take away inspiration on how to lower your crafty footprint.</p>
<b>A08</b>	<b>STEP INTO OUTDOOR ADVENTURES (OALAT)</b> <span style="float: right;"><i>Kathy Turner &amp; Shannon Carson</i></span> <b>Branch:</b> Pathfinders / Rangers <span style="float: right;"><b>Level:</b> Intermediate</span> <p>Curious about the OAL Adventure Training (OALAT) program? Join us for an interactive info session designed for Guiders ready to take their backcountry and leadership skills to the next level. Learn about the program structure, prerequisites, and what to expect from this exciting journey. Plus, get hands-on at our mock backcountry campsite—see the gear, ask questions, and connect with experienced trainers and fellow adventurers!</p>
<b>A09</b>	<b>LET'S TALK SECULARISM</b> <span style="float: right;"><i>Marcia Powers-Dunlop</i></span> <b>Branch:</b> All <span style="float: right;"><b>Level:</b> All</span> <p>Guiding is a secular organization. What does this really mean? Come with your questions, tips, successes, challenges, and concerns and let's talk, so we can help make Guiding welcoming and safe for all.</p>
<b>A10</b>	<b>MORE OUTRAGEOUS SWAPS</b> <span style="float: right;"><i>Rose Hardie</i></span> <b>Branch:</b> All <span style="float: right;"><b>Level:</b> All</span> <p>SWAPS - Special Whatchamacallits Affectionately Pinned Somewhere! SWAPS are small tokens of friendship that youth exchange with one another, and each SWAP uniquely reflects a fellow Girl Guide, their unit, or a memory of a special event. In this session participants we create several outrageous, interactive and useful SWAPS to take back to their units. Includes a mix of new and past favourites.</p>

## MID MORNING SINGLE SESSION ~ 11:00 a.m. – 12:15 p.m.

<b>B01</b>	<b>CHIT CHAT</b> <span style="float: right;"><i>Candis Ellis</i></span> <b>Branch:</b> All <span style="float: right;"><b>Level:</b> Beginner</span> <p>Step right up and join other Guiders for a relaxed session. Share ideas, tips tricks. Look through resources. Ask questions, make new friends, and network. One step at a time let's reignite our passion for Guiding!</p>
<b>B02</b>	<b>MORE THAN GREETING CARDS</b> <span style="float: right;"><i>Connie Douglas</i></span> <b>Branch:</b> All <span style="float: right;"><b>Level:</b> Intermediate</span> <p>Step up your paper crafting with a home decor piece and a cute gift bag for perfect gift giving. Use die cuts, stamping, and pretty paper to create a fabulous frame for your home, or to give as a gift. All materials included.  <i>Additional fee payable to presenter for this session is \$5.00.</i></p>

## MID MORNING SINGLE SESSION ~ 11:00 a.m. – 12:15 p.m.

<b>B03</b>	<p><b>OAL INDOOR – PLANNING</b> <span style="float: right;"><i>Heather Perigoe</i></span></p> <p><b>Branch:</b> Sparks / Embers <span style="float: right;"><b>Level:</b> Beginner</span></p> <p>After completing this module participants will feel confident at:</p> <ul style="list-style-type: none"> <li>- Putting together a planning team while including the girls in the planning process.</li> <li>- Establishing a planning timeline.</li> <li>- Selecting and booking a suitable location for camp.</li> <li>- Creating an itinerary for camp.</li> <li>- Camp program planning – chores, activities and special event.</li> <li>- Developing a budget for camp.</li> <li>- Developing a personal gear list</li> <li>- Organizing a caregiver meeting.</li> </ul> <p>The full TEAM OAL Training consists of the four sessions titled “OAL Indoor – Leading”, “OAL Indoor – Planning”, “OAL Indoor – Food &amp; Nutrition”, and “OAL Indoor – Camp Life” and the Getting Outdoors Team Module.</p>
<b>B04</b>	<p><b>ELEVATE YOUR SCRAPBOOKS</b> <span style="float: right;"><i>Julie Horne</i></span></p> <p><b>Branch:</b> Rangers <span style="float: right;"><b>Level:</b> Intermediate</span></p> <p>Need some fresh ideas for your scrapbooks? This session is tailored for scrapbookers who are comfortable with the basics and ready to expand their skills. Focus will be on enhancing pages, using coordinated color schemes and incorporating more advanced embellishments and layering techniques. Participants will also explore creative journaling ideas and tips for developing a personal scrapbooking style. Supplies will be provided to complete 4 pages and this is a great opportunity to build on your foundation, try new tools, and gain fresh inspiration in a supportive, hands-on setting. Participants are asked to bring their preferred tape adhesive and a 12-inch trimmer if they have one.</p> <p><i>Additional fee payable to presenter for this session is \$18.00.</i></p>
<b>B05</b>	<p><b>STEP INTO OUTDOOR ADVENTURES</b> <span style="float: right;"><i>Kathy Turner &amp; Shannon Carson</i></span></p> <p><b>Branch:</b> Pathfinders / Rangers <span style="float: right;"><b>Level:</b> Intermediate</span></p> <p>Curious about the OAL Adventure Training (OALAT) program? Join us for an interactive info session designed for Guiders ready to take their backcountry and leadership skills to the next level. Learn about the program structure, prerequisites, and what to expect from this exciting journey. Plus, get hands-on at our mock backcountry campsite—see the gear, ask questions, and connect with experienced trainers and fellow adventurers!</p>
<b>B06</b>	<p><b>CRAFTY GAMES FOR CAMP</b> <span style="float: right;"><i>Lesley Drummond</i></span></p> <p><b>Branch:</b> Embers / Guides / Pathfinders / Rangers <span style="float: right;"><b>Level:</b> All</span></p> <p>Crafting and Camping. Two words that are synonymous when we think of Guiding. Using simple inexpensive materials, create crafts that can be used for active games or quiet times...for groups or individual girls. These are great for camp; however, they also work well during meeting times.</p>
<b>B07</b>	<p><b>LET’S TALK SECULARISM</b> <span style="float: right;"><i>Marcia Powers-Dunlop</i></span></p> <p><b>Branch:</b> All <span style="float: right;"><b>Level:</b> All</span></p> <p>Guiding is a secular organization. What does this really mean? Come with your questions, tips, successes, challenges, and concerns and let’s talk, so we can help make Guiding welcoming and safe for all.</p>

## MID MORNING SINGLE SESSION ~ 11:00 a.m. – 12:15 p.m.

<b>B08</b>	<b>ECO GAMES</b> <span style="float: right;"><i>Nina &amp; Les Stubbs</i></span> <b>Branch:</b> All <span style="float: right;"><b>Level:</b> All</span> <p>Want to “Step Up” your repertoire of environmental games? This session will provide you with several games that will teach you and your girls about the environment, nature, and ecology all while having fun! These games can be played inside or outside.</p>
<b>B09</b>	<b>BARN QUILT</b> <span style="float: right;"><i>Rose Hardie</i></span> <b>Branch:</b> Embers / Guides / Pathfinders / Rangers <span style="float: right;"><b>Level:</b> All</span> <p>A barn quilt is a fabric quilt pattern painted on exterior grade board material. In this session participants will create smaller (12"x12") lightweight one that can easily be hung indoors or out.</p>
<b>B10</b>	<b>FUN AND FRIENDSHIP</b> <span style="float: right;"><i>Shannon Callaghan</i></span> <b>Branch:</b> All <span style="float: right;"><b>Level:</b> All</span> <p>This presentation focuses on how Guiders can facilitate unity by giving tips on how to help youth friendships organically happen within their units. We will be talking about ice breakers, get to know you games and how to assist in creating and maintaining genuine conversation, with conversation starters, how to keep conversation going, and how to actively listen, from the perspective of our youth members.</p> <p>Since the pandemic, some of our youth members still need a little help making connections with other youth members. Experience from a fun angle, with lots of participation from participants.</p>

**Lunch Activities**  
**12:15 p.m.—1:15 p.m.**

## EARLY AFTERNOON SINGLE SESSION ~ 1:15 p.m. – 2:30 p.m.

<b>C01</b>	<b>STEM</b> <span style="float: right;"><i>Candis Ellis</i></span> <b>Branch:</b> All <span style="float: right;"><b>Level:</b> Beginner</span> <p>STEM- Science, Technology, Engineering, Math. Daunting right? Not really! Step up and participate in a round robin style session where you get the opportunity to try many STEM activities, leave with the instructions, along with the learning behind each experiment.</p>
<b>C02</b>	<b>INTRODUCTION TO CARD MAKING</b> <span style="float: right;"><i>Connie Douglas</i></span> <b>Branch:</b> All <span style="float: right;"><b>Level:</b> Beginner</span> <p>Would you like to make hand made greeting cards to share with friends and family? This easy-to-follow session will introduce you to card making basics and show you how fun and easy it is to create pretty cards.</p>



## EARLY AFTERNOON SINGLE SESSION ~ 1:15 p.m. – 2:30 p.m.

<b>C03</b>	<b>STEPPING IN TIME WITH MUSICAL FUN</b> <i>Grace Ferguson</i> <b>Branch:</b> All <b>Level:</b> All <p>This session is for those who are interested in how to step up their unit meetings and special events by adding in singing fun. Whether you are a new Guider looking for help with openings, closings and 'tried and true' songs that your youth will enjoy, or a seasoned Guider looking for some fresh songs to step up your repertoire, you are welcome to join us for some singing fun! No experience necessary, all singing abilities welcome.</p>
<b>C04</b>	<b>OAL INDOOR – FOOD &amp; NUTRITION</b> <i>Heather Perigoe</i> <b>Branch:</b> Sparks / Embers <b>Level:</b> Beginner <p>After completing this module participants will feel confident at:</p> <ul style="list-style-type: none"> <li>- Developing a menu plan to suit the needs (and restrictions) of their group.</li> <li>- Estimating quantities for specific menu items.</li> <li>- Understanding how to manage allergies and dietary restrictions.</li> <li>- Understanding safe food handling and kitchen clean-up practices.</li> </ul> <p>The full TEAM OAL Training consists of the four sessions titled “OAL Indoor – Leading”, “OAL Indoor – Planning”, “OAL Indoor – Food &amp; Nutrition”, and “OAL Indoor – Camp Life” and the Getting Outdoors Team Module.</p>
<b>C05</b>	<b>DEALING WITH PARENTS - POSITIVE AND NEGATIVE</b> <i>Janice Monahan</i> <b>Branch:</b> Sparks / Embers / Guides / Pathfinders <b>Level:</b> Beginner / Intermediate <p>Parents can be a great support and source of help and resources for your unit. They can also, sometimes, be a source of frustration and challenge. We'll discuss and share ideas and tips to encourage the positive and mitigate the negative.</p>
<b>C06</b>	<b>INTRODUCTION TO SCRAPBOOKING</b> <i>Julie Horne</i> <b>Branch:</b> Guides / Pathfinders / Rangers <b>Level:</b> Beginner <p>Don't let your loved ones grow up to be *jpegs. Your photos and memories are precious - put them on paper! Participants will learn the basics of scrapbooking, including how to preserve memories creatively using photos, paper, embellishments, and journaling. Learn about essential tools and materials, simple layout ideas, and techniques for organizing and decorating pages. This session is perfect for anyone looking to start a fun and personal hobby that celebrates special moments and tells their unique story. No prior experience needed—just bring your creativity and a few favorite photos! This session provides the basics and could be adapted by Guiders for their Guides, Pathfinders or Rangers.</p> <p><i>Additional fee payable to presenter for this session is \$10.00.</i></p>
<b>C07</b>	<b>NATIONAL SERVICE PROJECT: WILDLIFE CRAFTINESS</b> <i>Lesley Drummond</i> <b>Branch:</b> Sparks / Embers <b>Level:</b> All <p>Using a variety of materials, create quality crafts that teach about Canadian wildlife for the 2024-26 NSP aimed for Sparks and Embers. Some additional idea instructions and level adaptations will be included for you to take home.</p>
<b>C08</b>	<b>LOGIC GAMES</b> <i>Nina &amp; Les Stubbs</i> <b>Branch:</b> All <b>Level:</b> All <p>Looking for something to challenge your girls? Step up and learn some games which will teach you and your girls to be observant. Each game has a secret pattern and you and your girls will have fun trying to figure it out.</p>

## EARLY AFTERNOON SINGLE SESSION ~ 1:15 p.m. – 2:30 p.m.

<b>C09</b>	<b>AMAZING RACE - FIRST AID EDITION</b> <span style="float: right;"><i>Rose Hardie</i></span> <b>Branch:</b> Guides / Pathfinders / Rangers <span style="float: right;"><b>Level:</b> All</span> <p>This is an interactive session to teach girls the basics of first aid. I have adapted it to be done indoors in small space or taken outdoors with realistic scenarios, bingo, red light / green light, choice of making a hiking first aid kit or mental first aid kit and so much more!</p>
<b>C10</b>	<b>SPACE FOR EVERYONE</b> <span style="float: right;"><i>Astronomy in Action Staff</i></span> <b>Branch:</b> All <span style="float: right;"><b>Level:</b> Beginner</span> <p>Come join us on a space adventure! Astronomy in Action will take you across the universe in our amazing portable planetarium. After your adventure, explore how we adapt our programming for each branch of Guiding. Bonus... check out our amazing iron-on patches available for units to purchase to remember the “stellar” time they spent with us!</p>

## LATE AFTERNOON SINGLE SESSION ~ 2:45 p.m. – 4:00 p.m.

<b>D01</b>	<b>COMPASS AND MAPPING BASICS</b> <span style="float: right;"><i>Candis Ellis</i></span> <b>Branch:</b> All <span style="float: right;"><b>Level:</b> Beginner</span> <p>Want to step outside but don't know how to get there? Learn the parts of a compass, mapping basics, along with some basic Orienteering. Orienteering is a great outdoor activity that is great in all weather.</p>
<b>D02</b>	<b>MORE THAN GREETING CARDS</b> <span style="float: right;"><i>Connie Douglas</i></span> <b>Branch:</b> All <span style="float: right;"><b>Level:</b> Intermediate</span> <p>Step up your paper crafting with a home decor piece and a cute gift bag for perfect gift giving. Use die cuts, stamping, and pretty paper to create a fabulous frame for your home, or to give as a gift. All materials included.  <i>Additional fee payable to presenter for this session is \$5.00.</i></p>
<b>D03</b>	<b>WATER SCIENCE FUN</b> <span style="float: right;"><i>Elisha Hardwick</i></span> <b>Branch:</b> All <span style="float: right;"><b>Level:</b> All</span> <p>Come join us as we have fun with water science. Learn some fun water experiments for all ages, including walking water, alka seltzer boats, a heron's fountain, and so much more.  <i>Additional fee payable to presenter for this session is \$2.00.</i></p>
<b>D04</b>	<b>OAL INDOOR – CAMP LIFE</b> <span style="float: right;"><i>Heather Perigoe</i></span> <b>Branch:</b> Sparks / Embers <span style="float: right;"><b>Level:</b> Beginner</span> <p>After completing this module participants will feel confident at:</p> <ul style="list-style-type: none"> <li>- Running activities at camp.</li> <li>- Understand how to conduct a fire safety and general camp orientation.</li> <li>- Evaluating the success of camp.</li> </ul> <p>The full TEAM OAL Training consists of the four sessions titled “OAL Indoor – Leading”, “OAL Indoor – Planning”, “OAL Indoor – Food &amp; Nutrition”, and “OAL Indoor – Camp Life” and the Getting Outdoors Team Module.</p>

## LATE AFTERNOON SINGLE SESSION ~ 2:45 p.m. – 4:00 p.m.

<b>D05</b>	<p><b>ELEVATE YOUR SCRAPBOOKS</b> <span style="float: right;"><i>Julie Horne</i></span></p> <p><b>Branch:</b> Rangers <span style="float: right;"><b>Level:</b> Intermediate</span></p> <p>Need some fresh ideas for your scrapbooks? This session is tailored for scrapbookers who are comfortable with the basics and ready to expand their skills. Focus will be on enhancing pages, using coordinated color schemes and incorporating more advanced embellishments and layering techniques. Participants will also explore creative journaling ideas and tips for developing a personal scrapbooking style. Supplies will be provided to complete 4 pages and this is a great opportunity to build on your foundation, try new tools, and gain fresh inspiration in a supportive, hands-on setting. Participants are asked to bring their preferred tape adhesive and a 12-inch trimmer if they have one.</p> <p><i>Additional fee payable to presenter for this session is \$18.00.</i></p>
<b>D06</b>	<p><b>GREEN CRAFTING 101: MAKE &amp; TAKE</b> <span style="float: right;"><i>Kate Leuschen</i></span></p> <p><b>Branch:</b> All <span style="float: right;"><b>Level:</b> All</span></p> <p>Interested in lowering the environmental impact of craft making in Guiding? Whether beginning this journey or well on your way, join us for a hands-on workshop where we make a craft and take away inspiration on how to lower your crafty footprint.</p>
<b>D07</b>	<p><b>NATIONAL SERVICE PROJECT: WILDLIFE CRAFTINESS</b> <span style="float: right;"><i>Lesley Drummond</i></span></p> <p><b>Branch:</b> Guides / Pathfinders / Rangers <span style="float: right;"><b>Level:</b> All</span></p> <p>Using a variety of materials, create quality crafts that teach about Canadian wildlife for the 2024-26 NSP aimed for Guides, Pathfinders, and Rangers. Some additional idea instructions and level adaptations will be included for you to take home.</p>
<b>D08</b>	<p><b>SILLY GAMES</b> <span style="float: right;"><i>Nina &amp; Les Stubbs</i></span></p> <p><b>Branch:</b> All <span style="float: right;"><b>Level:</b> All</span></p> <p>Lord Baden Powell said that if it's not fun it's not Scouting (Guiding). Step up and learn some games that your girls will enjoy and will want to play again and again.</p>
<b>D09</b>	<p><b>GAME OF LIFE SKILLS - EXPRESS EDITION</b> <span style="float: right;"><i>Rose Hardie</i></span></p> <p><b>Branch:</b> All <span style="float: right;"><b>Level:</b> All</span></p> <p>In this session participants will be guided through a unique game of life where you will learn a variety of life skills. This session will provide guiders with a fun interactive program game that will have youth learning basic life skills such as cooking, money, etiquette, and more. All in a compact, quick, no hassle kit.</p>
<b>D10</b>	<p><b>SPACE FOR EVERYONE</b> <span style="float: right;"><i>Astronomy in Action Staff</i></span></p> <p><b>Branch:</b> All <span style="float: right;"><b>Level:</b> Beginner</span></p> <p>Come join us on a space adventure! Astronomy in Action will take you across the universe in our amazing portable planetarium. After your adventure, explore how we adapt our programming for each branch of Guiding. Bonus... check out our amazing iron-on patches available for units to purchase to remember the "stellar" time they spent with us!</p>